



# ROOF TILES

VICTORIA

June 2018



# Contents

---

Introduction	2
Why Choose Roof Tiles	3
Common Tile Traits	5
How to Choose a Roof Tile	7
<b>Designer Ceramic Tiles</b>	
Shingle	12
Artline	14
Wave	15
<b>Classic Terracotta Tiles</b>	
French	18
Swiss	22
<b>Concrete Tiles</b>	
Vogue	24
Slimline	24
Contour	26
Linea	26
Striata	27
Macquarie	29





# Introduction

The roof is usually the largest surface area of a house and materials selection will impact both performance and aesthetic longevity.

The range of ceramic, terracotta and concrete roof tiles available from Boral provide homeowners with enhanced flexibility in roof design. There are many profile and colour varieties to select from to suit your home's architectural style. So the choice is yours! Choose from Boral's exceptional and long lasting Terracotta roof tiles, the sharp modern look of our Ceramic designer tiles or the attractive and affordable Concrete roof tile range.





# Why choose roof tiles?



## DESIGNER CERAMIC TILES

### **SHARP LOOKS FOR A MODERN HOUSE**




Accentuates the clean lines of a modern house. Our designer ceramic tiles are a unique alternative to a metal roof.

### **PERMANENT GLAZE**

Kiln fired at 1100°C to turn natural clay and colour oxides to permanent ceramic tiles with a beautiful satin glaze finish.

### **60 YEARS WARRANTY††**

Premium products with a premium warranty.



## CLASSIC TERRACOTTA TILES

### **TIMELESS LOOK FOR TRADITIONAL HOUSES**

The timeless-looking tile that suits traditional-looking houses regardless of whether they're brand new or 50 years old.

### **PERMANENT COLOUR**

Terracotta tiles are also kiln fired at high temperatures to give permanent matt or gloss finishes.

### **50 YEARS WARRANTY†**

Built to last and to withstand harsh climatic conditions and marine environments.

## CONCRETE TILES

### **WIDEST RANGE OF COLOURS AND PROFILES**

With 5 profiles and 13 colours to choose from, there's a tile that's just right for your home!

### **ECONOMICAL**

Our concrete tiles are priced to suit most budgets.

### **20 YEARS WARRANTY\***

Concrete tiles are suitable for all environments, including marine and bushfire prone areas.





Common traits  
for all our tiles

# 1 DESIGN FLEXIBILITY

---

The extensive range and unique design of individual tile profiles mean enhanced flexibility in roof design to complement a wide range of architectural styles and specifications. Terracotta, ceramic and concrete roof tiles offer a different aesthetic and surface finish.

# 2 THERMAL PERFORMANCE

---

Roof tiles can help you enjoy more comfortable living in summer and winter. The thermal mass of clay and concrete materials when used correctly can result in advantageous insulation properties, in addition to considerations such as sarking and overall solar design.

# 3 ACOUSTIC PERFORMANCE

---

The density of tiles helps reduce external sound such as aircraft and road noise and, particularly, rain and hail.

# 4 LOW MAINTENANCE

---

Once tiles are installed there is little maintenance required as they don't rust or corrode. Should a section of the roof ever be damaged, there is the added advantage of individual tile replacement.

# 5 FIRE RESISTANCE

---

Terracotta, ceramic and concrete roof tiles are made from non-combustible materials and can safely be used in bushfire prone areas, including the highest prone areas (BAL-FZ), when installed to Australian Standards.

# 6 SALT-SAFE & FROST RESISTANT

---

Terracotta, ceramic and concrete roof tiles are salt-safe and frost-resistant, making them suitable for any location, including harsh marine areas.

# 7 WIND RESISTANCE

---

The weight of the roofing material itself impacts performance in high wind areas. The dead load of roof tiles reduces the impact of uplift pressures in comparison to lighter-weight materials.<sup>1</sup>

1. "The Properties of Roof Tiles," Roof Tile Association of Australia, 2013.





# How to choose a roof tile



## STEP 1: MATERIAL

Your choice of material will come down to a personal preference in shape, colour and finish. Our full range of tiles are built to last, with a 60-year guarantee<sup>††</sup> on our Designer Ceramic tiles, a 50-year guarantee<sup>†</sup> on Classic Terracotta and a 20-year guarantee<sup>\*</sup> on concrete tiles. Some customers prefer the natural beauty and colour retention of terracotta or the streamline, modern look of ceramic, while others appreciate the versatility of concrete.

## STEP 2: PROFILE

A tile's profile refers to its shape and design. Boral roof tile profiles range from smooth flat tiles to prominent undulations or waves on the surface of the tile. Key considerations when choosing a tile profile will be the pitch of your roof as well as its style. Below is a chart to help you choose a profile for your tiles. You will need to find out the pitch of your roof when selecting a profile as some tiles require a minimum pitch.

### DESIGNER CERAMIC PROFILE GUIDE

#### CONTEMPORARY FLAT TILES



Shingle

**Minimum Pitch:**  
Without sarking 20°,  
With sarking 18°



Artline

**Minimum Pitch:**  
Without sarking 20°,  
With sarking 18°



Wave

**Minimum Pitch:**  
Without sarking 20°,  
With sarking 18°

### CLASSIC TERRACOTTA PROFILE GUIDE

#### SHAPED TILES



French

**Minimum Pitch:**  
Without sarking 20°,  
With sarking 15°



Swiss

**Minimum Pitch:**  
Without sarking 20°,  
With sarking 18°

### CONCRETE PROFILE GUIDE

#### FLAT TILES



Vogue

**Minimum Pitch:**  
Without sarking N/A,  
With sarking 20°



Linea

**Minimum Pitch:**  
Without sarking N/A,  
With sarking 20°



Striata

**Minimum Pitch:**  
Without sarking N/A,  
With sarking 20°

#### SHAPED TILES



Contour\*

**Minimum Pitch:**  
Without sarking 20°,  
With sarking 15°



Slimline

**Minimum Pitch:**  
Without sarking 20°,  
With sarking 15°



Macquarie

**Minimum Pitch:**  
Without sarking 20°,  
With sarking 15°

Note:

1. Maximum rafter length at the minimum pitch is 4.5 metres.
2. N/A means sarking is mandatory.
3. \*To be laid in a cross bond on pitches 20° and lower.

## STEP 3: COLOUR & FINISH

Boral offers a palette of warm, cool and neutral tones in both its ceramic, terracotta and concrete ranges. Mix and match your roof tile with fascia, gutter and brick colours at [www.boralsampler.com.au](http://www.boralsampler.com.au)

Not only is there a large assortment of colours on offer, there are four finishes available in terracotta, ranging from matt through to glazed. For concrete tiles, choose from the vibrancy of our 'Colour-On' application or the longevity of 'Colour-Through'.

### AVAILABLE CONCRETE TILE COLOURS

COLOUR	VOGUE	LINEA	STRIATA	CONTOUR	SLIMLINE	MACQUARIE
CHARCOAL GREY COLOUR THROUGH	✓	✓	✓	✓		
DARK CHOCOLATE						✓
EBONY			✓	✓	✓	✓
GUNMETAL			✓	✓	✓	✓
OCHRE					✓	✓
PEAT	✓					
QUARTZ				✓		✓
SHALE	✓			✓		✓
STONEWALL					✓	✓
TAUPE			✓	✓	✓	
TERRA ROSSA						✓
TWILIGHT	✓		✓	✓	✓	✓
WALNUT			✓	✓		✓

### AVAILABLE DESIGNER CERAMIC TILE COLOURS

COLOUR	SHINGLE	ARTLINE	WAVE
EARTH	✓	✓	✓
FOSSIL	✓	✓	✓
ONYX	✓	✓	✓
BLUESTONE	✓	✓	✓
BASALT	✓	✓	✓
NIGHT QUARTZ	✓	✓	✓
ECLIPSE	✓	✓	✓
ASPHALT	✓	✓	✓

### AVAILABLE CLASSIC TERRACOTTA TILE COLOURS

COLOUR	FRENCH	SWISS
ANTIQUE BRONZE	✓	
AUTUMN LEAF	✓	✓
BARLEY STONE	✓	
BURGUNDY	✓	
CRIMSON BLAZE	✓	✓
EBONY	✓	✓
ECLIPSE	✓	
FEDERATION	✓	
FELDSPAR	✓	
GHOST GUM GREY	✓	
JAFFA RED	✓	
MAHOGANY	✓	✓
SIENA RED	✓	
SLATE GREY	✓	✓
SYDNEY RED	✓	✓
WILD CHOC	✓	



## STEP 4: ACCESSORIES

---

### **SARKING**

Sarking is a reflective foil that is recommended for all tiled roofs. Sarking improves thermal efficiency by reducing the need for heating and cooling devices. It also helps keep moisture out by acting like a second skin. Sarking assists by moving any moisture into the gutters and helps protect the home interior. Sarking must be installed before the tiles are placed on the roof.

### **ROOF VENTS**

In summer the roof space absorbs and stores heat when it is least needed. Roof vents improve thermal efficiencies by purging hot air and this reduces the need for cooling devices.

### **ACCESSORIES FOR DESIGNER CERAMIC**



Accent ridging is a low-line ridge system to enhance tiles. Whether flat or shaped in tile profile, Accent Ridging seamlessly aligns ridge capping end-to-end in one smooth line without steps. The accent ridge has been formulated for designer ceramic tiles and is an essential part of the overall look. Boral recommends accent ridges to be used on all designer ceramic roofs.

### **ACCESSORIES FOR CLASSIC TERRACOTTA**

Depending on the style of your house and design of the roof, Boral offers other ways to finish off ridges and apexes as well as some more traditional crests and finials.

### **ACCESSORIES FOR CONCRETE TILES**

Boral's Streamline Ridge® roofing system creates a smooth, sleek finish to your roof and a contemporary look to your home. Create an integrated look across your home. The system can be used with any Boral concrete roof profile, and is available in all concrete roof tile colours. The low ridge profile may assist where height restrictions apply.



## STEP 5: INSTALLATION

---

To be sure your roof is installed to Boral specifications we recommend our own supply-and-fix service or an established installer from the Boral installer network. For more information on new homes, renovations, extensions and re-roofing projects, or for a referral to an installer near you call Boral Roofing **1300 134 002**.



# Designer Ceramic Tiles


The designer range is elegant and shaped for design flexibility. Uniquely striking, with colour integrity and low maintenance. These state of the art tiles offer an exclusive streamlined look, with minimalist textures that compliment a modern home.



# SHINGLE™


---

EARTH




Finish: Satin

FOSSIL



Finish: Satin

ONYX




Finish: Satin

BLUESTONE



Finish: Satin

BASALT



Finish: Satin

NIGHT QUARTZ




Finish: Satin

ECLIPSE



Finish: Matt

ASPHALT



Finish: Matt




Shingle: Fossil






EARTH




Finish: Satin

FOSSIL




Finish: Satin

ONYX




Finish: Satin

BLUESTONE




Finish: Satin

BASALT



Finish: Satin

NIGHT QUARTZ



Finish: Satin

ECLIPSE




Finish: Matt


ASPHALT



Finish: Matt




EARTH




Finish: Satin

FOSSIL




Finish: Satin

ONYX




Finish: Satin

BLUESTONE




Finish: Satin

BASALT




Finish: Satin

NIGHT QUARTZ




Finish: Satin

ECLIPSE



Finish: Matt

ASPHALT



Finish: Matt











# Terracotta Tiles

Meaning 'baked earth' in Italian, terracotta, as the name suggests, it is a natural clay product that has been used throughout the ages for protection against the elements. Boral terracotta tiles are manufactured using select clays that are kiln-fired to temperatures of 1100°C, resulting in a strong-yet-lightweight roofing material of exceptional quality that is long lasting.



# FRENCH

---

BARLEY STONE



Finish: Matt

ANTIQUE BRONZE



Finish: Matt

WILD CHOC



Finish: Matt

GHOST GUM GREY



Finish: Matt

FELDSPAR



Finish: Matt

ECLIPSE



Finish: Matt

JAFFA RED



Finish: Matt

CRIMSON BLAZE



Finish: Matt

The outstanding colour performance is achieved through the firing process known as vitrification. Clay and glaze materials fired at high temperatures melt and fuse together resulting in a finished tile resistant to harsh UV exposure.

# FRENCH


---

SYDNEY RED



Finish: Unglazed

SIENA RED




Finish: Glazed

FEDERATION




Finish: Random Glaze

AUTUMN LEAF




Finish: Glazed

MAHOGANY



Finish: Glazed

BURGUNDY




Finish: Glazed

SLATE GREY



Finish: Glazed

EBONY



Finish: Glazed











# SWISS

---

EBONY



Finish: Glazed

SLATE GREY



Finish: Glazed

MAHOGANY




Finish: Glazed

SYDNEY RED




Finish: Unglazed

AUTUMN LEAF



Finish: Glazed

CRIMSON BLAZE



Finish: Matt



# Concrete Tiles

Modern concrete tiles are made from sand and cement with a pigmented colour coat. This can replicate the appearance of a broad array of distinctive tile designs, while remaining relatively cost-effective.




# VOGUE

---


SHALE




PEAT



TWILIGHT



CHARCOAL GREY



Premium: Colour Through


# SLIMLINE

---


TWILIGHT




GUNMETAL



EBONY



OCHRE




STONEWALL



TAUPE








# CONTOUR

---


QUARTZ



TAUPE



WALNUT




SHALE



GUNMETAL



CHARCOAL GREY




Premium: Colour Through

EBONY



TWILIGHT



# LINEA

---

CHARCOAL GREY



Premium: Colour Through




## STRIATA

---

GUNMETAL



TWILIGHT



EBONY








TAUPE



WALNUT



CHARCOAL GREY



Premium: Colour Through

Striata: Gunmetal


# MACQUARIE

---


STONEWALL



WALNUT



DARK CHOCOLATE




QUARTZ




SHALE




GUNMETAL




OCHRE




TWILIGHT



EBONY



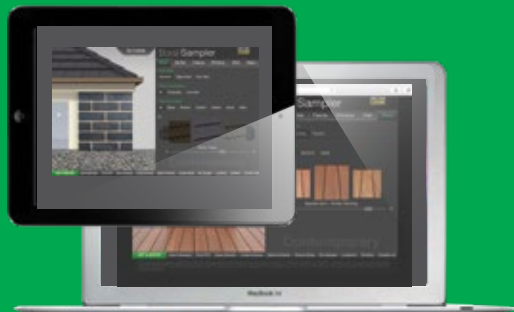
TERRA ROSSA







## Boral sampler



Homeowners can visit **[www.boralsampler.com.au](http://www.boralsampler.com.au)** for visual inspiration and information on roof tiles as well as other Boral materials.

## Roof tile guide



Learn more with Boral's handy Guide to Roof Tiles. Available for free at **[www.boral.com.au](http://www.boral.com.au)**

## Contact

**t:** 1300 134 002  
**[www.boral.com.au/rooftiles](http://www.boral.com.au/rooftiles)**



Industry memberships:



### **BORAL SELECTION CENTRE**

Springvale - 66-78 Tootal Road, Dingley Village, 3172

Important Information: Product information contained in this leaflet is correct at the time of printing however is subject to change without notice. \*20 year limited warranty that the Concrete Roof Tiles are manufactured in accordance with Australian Standards Association AS 2049. The warranty will not apply if the roof tiles (a) have not been installed in accordance with AS 2050 (b) have been affected by colour change, shade variation or glaze weathering; or (c) have been damaged by roof traffic or chemical treatments, coating or cleaners or by falling items, pollution, storm or hurricane. Proof of purchase and other information required by Boral must be provided. See [www.boral.com.au/product-warranties](http://www.boral.com.au/product-warranties) for full terms and conditions. †50 year limited warranty that the Terracotta Roof Tiles are manufactured in accordance with Australian Standards Association AS 2049. The warranty will not apply if the roof tiles (a) have not been installed in accordance with AS 2050 (b) have been affected by colour change, shade variation or glaze weathering; or (c) have been damaged by roof traffic or chemical treatments, coating or cleaners or by falling items, pollution, storm or hurricane. Proof of purchase and other information required by Boral must be provided. See [www.boral.com.au/product-warranties](http://www.boral.com.au/product-warranties) for full terms and conditions. ††60 year limited warranty that the Designer Ceramic Roof Tiles are manufactured in accordance with Australian Standards Association AS 2049. The warranty will not apply if the roof tiles (a) have not been installed in accordance with AS 2050 (b) have been affected by colour change, shade variation or glaze weathering; or (c) have been damaged by roof traffic or chemical treatments, coating or cleaners or by falling items, pollution, storm or hurricane. Proof of purchase and other information required by Boral must be provided. See [www.boral.com.au/product-warranties](http://www.boral.com.au/product-warranties) for full terms and conditions. Some photos featured in this brochure are artist's impressions of how Boral roof tiles will look on a roof. Some images are computer generated. Please ensure you view a tile display before making a final decision. Colours shown are indicative only and should not be used for final selection. Colours are subject to change without notice. Check print date prior to product selection. Roof tile colours may vary in shades throughout the manufacturing process therefore it is important that roof tiles are blended consistently across the roof. At Boral Roofing, all tiles are manufactured to the requirements of Australian Standard 2049 Roof tiles. Please ask for a copy of the Boral Roofing guarantee before making your purchase. During transportation and installation small blemishes such as scuffing and chip marks may occur. These are not considered a production fault and will not detract from the performance of the roof tile.

© Copyright Boral Roofing – all rights reserved 2018. Boral, the Boral logo, build something great, Artline, Shingle and Wave are trade marks or registered trade marks of Boral Limited or Boral Montoro Pty Ltd trading as Boral Roofing or Boral Roof Tiles in Australia, other countries, or both. If these and other Boral trade marked terms are marked on their first occurrence in this information with a trade mark symbol (® or TM), these symbols indicate Australian registered or common law trade marks owned by Boral at the time this information was published. Such trade marks may also be registered or common law trade marks in other countries. Other product, company or service names may be trade marks or service marks of others. Boral Roofing ABN 34 002 944 694. Correct as at June 2018.